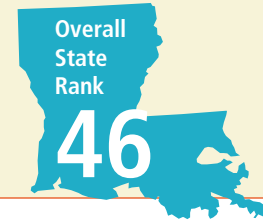


Louisiana



America's Youngest Outcasts: State Report Card on Child Homelessness

STATE RANKS (1-50, 1 = best)

For the complete Report Card (including sources), please visit: www.HomelessChildrenAmerica.org

Number of homeless children (204,053): 48TH**

18.74% homeless out of all children

68% homeless among children living in poverty

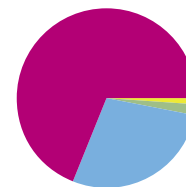


Who are Louisiana's homeless children?

Age:		
	Under 6 years	85,702
	Grades K-8 (enrolled)	87,699
	Grades 9-12 (enrolled)	30,652
	TOTAL	204,053

Race/Ethnicity

*Among children living in poverty. Not available for homeless children.



- White (28%)
- Black (69%)
- Asian (1%)
- Native American (0%)
- Hispanic (2%)



Housing and Income

Minimum wage:\$6.55
 Average wage for renters:\$11.49
 Hourly wage needed to afford 2-BR apartment:\$14.34



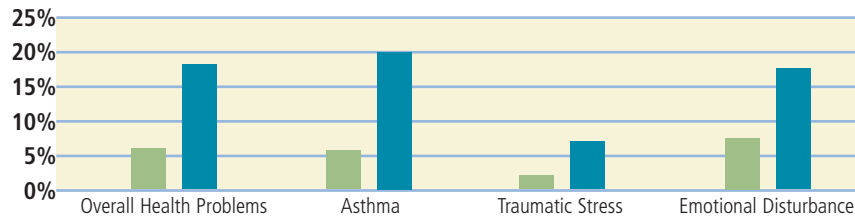
Food Security

1 in 28 children in Louisiana do not know where they will get their next meal.



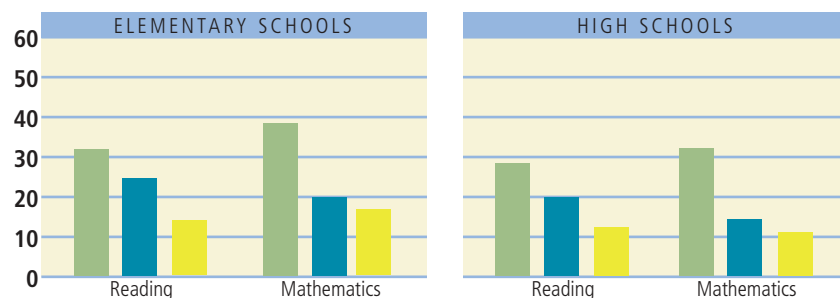
Homelessness and Children's Health Studies comparing homeless children to those of middle-income families

- Middle-income children in state
- Homeless children



Educational Achievement Reading and math proficiency using the Federal NAEP standard

- All students NAEP scores
- Homeless children NAEP scores
- School lunch children NAEP scores



HS Graduation Rate for Homeless Children: <25%

Long-Term Economic Consequences of Not Graduating From High School

In lifetime earnings and contributions to society

Difference in lifetime earnings: HS degree vs. without\$200,000
 Net lifetime increased contributions to society with HS degree ... (per student) \$127,000
 Number of homeless HS students in Louisiana30,652
 High school graduation rate for homeless children< 25%



LA loss in lifetime earnings\$4.6 billion
LA loss in contributions to society\$3 billion

** The number of homeless children may be unusually high due to the 2005 hurricanes.

Policy & Planning: LOUISIANA



Housing Policies

Emergency shelter units for homeless families	.209
Transitional housing units for homeless families	.403
Permanent supportive housing units	.296
Total capacity	.908

Does Louisiana have a State Housing Trust Fund? YES NO

Wait List Priorities:

	Section 8	Public Housing
Domestic violence	<input type="checkbox"/> NO <input checked="" type="checkbox"/> YES	<input type="checkbox"/> YES <input checked="" type="checkbox"/> NO
Homelessness	<input type="checkbox"/> NO <input checked="" type="checkbox"/> YES	<input type="checkbox"/> YES <input checked="" type="checkbox"/> NO

Section 8 wait list: **63%** are extremely low income families
Public Housing wait list: **76%** are extremely low income families



Income/Wages

At minimum wage a full-time worker earns **46%** of what is needed to afford a 2-BR at FMR.

Per month, **311%** of TANF benefit would need to be spent on rent to afford a 2-BR at FMR.

Does LA have a State Earned Income Tax Credit? YES NO
Is it refundable? YES NO

Child Care

Average annual cost for child care (4-year old) ... \$4,760

Families use child care vouchers for:

- Employment: 79%
- Training and education: 8%
- Employment AND training/education: 10%

Does LA prioritize children who are homeless when distributing child care vouchers? YES NO



Health Policies

% uninsured children	.14.5%
% total Medicaid expenditures spent on children	.16.6%
Medicaid eligibility by % of Federal Poverty Level	
Infants	.200%
Children ages 1-5	.200%
Children ages 6-19	.200%



Food Security Policies

% eligible children enrolled in food stamps	.75%
% schools with school breakfast program (among schools who provide school lunch)	.92.7%



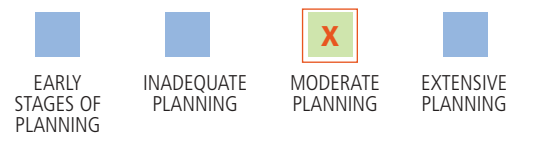
State Planning

Does Louisiana have an interagency council on homelessness? YES NO

What 10-year Planning Efforts Have Taken Place?

In 2006, the Louisiana Interagency Action Council on Homelessness, along with the Louisiana Advocacy Coalition for the Homeless and the Louisiana Policy Academy on Chronic Homelessness created the *Ten Year Plan to End Homelessness: The Road to Supportive Housing*. This plan includes a focus on the unique needs of children and families experiencing homelessness, as well as goals to increase access to housing, increase access to mainstream benefits, and improve discharge planning for individuals residing in institutional settings.

State Planning Ranking for Louisiana



Education

Barriers reported by McKinney-Vento subgrantees:

Eligibility	.23.1%	School Selection	.30.8%
Immunizations	.23.1%	School Records	.23.1%
Other Med. Records	.15.4%	Transportation	.30.8%
Other Barriers	.15.4%		

Additional funding allocated to schools for education of homeless children (per child): ... \$6

Dedicated state funding for homeless education? YES NO

* LOUISIANA'S RANKS

	RANK
Extent of child homelessness	.50
Child well-being	.20
Risk for child homelessness	.49
State policy and planning	.Moderate
Overall Rank	.46

*States ranked 1-50 with 1 being best and 50 worst.

